



ENTRANCE BARRIER GATES

SKU	DESCRIPTION	SINGLE	PAIR	SPAN
PI-41844-200-000	8' Entry Gate	\$2475	\$4195	16' span*
PI-41844-100-000	10' Entry Gate	\$2795	\$4795	20' span*
PI-41844-000-000	12' Entry Gate	\$3165	\$5395	24' span*
PI-41844-300-000	14' Entry Gate	\$3495	\$5995	28' span*
PI-42863-100-000	Gate Anchor	\$350	\$590	

SHIPPING QUOTES

For a shipping quote please contact us with the size, quantity, destination zip code, and if a lift gate is required.

Click on the [table links](#) to see specification drawings.

*Total span for gate pairs can be increased by adding center walk-through space.

Pricing does not include shipping, installation, or taxes. Please allow 12-16 weeks for delivery.

Payment Terms: 50% deposit due at time of order. Remaining 50% due prior to final shipment.

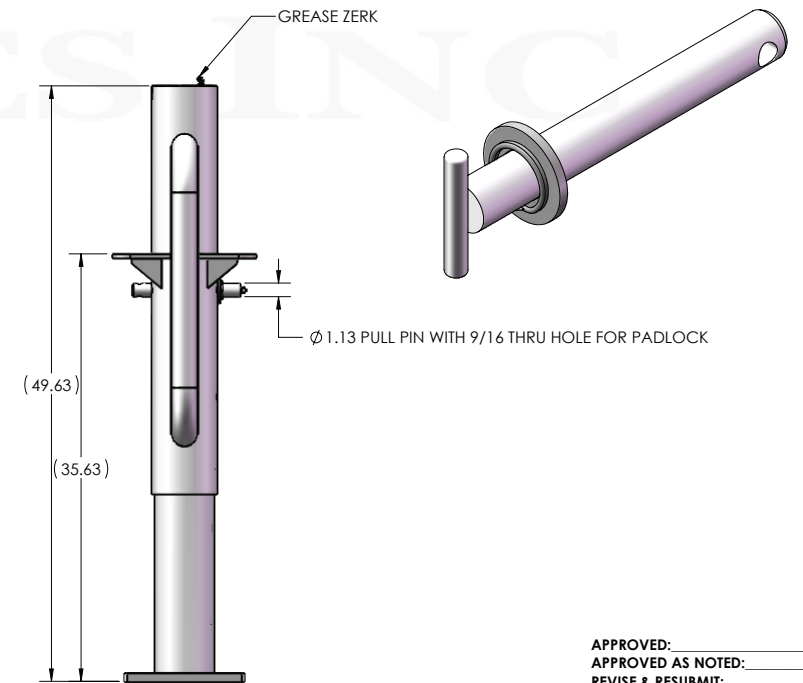
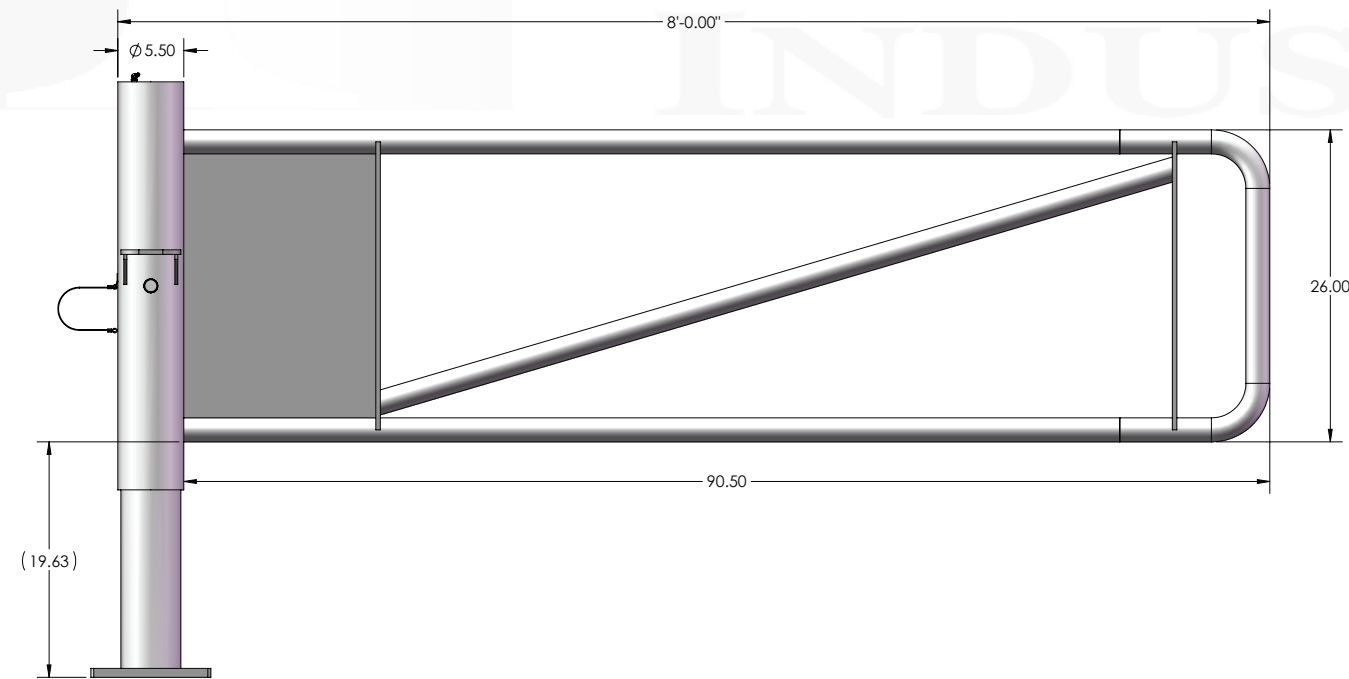
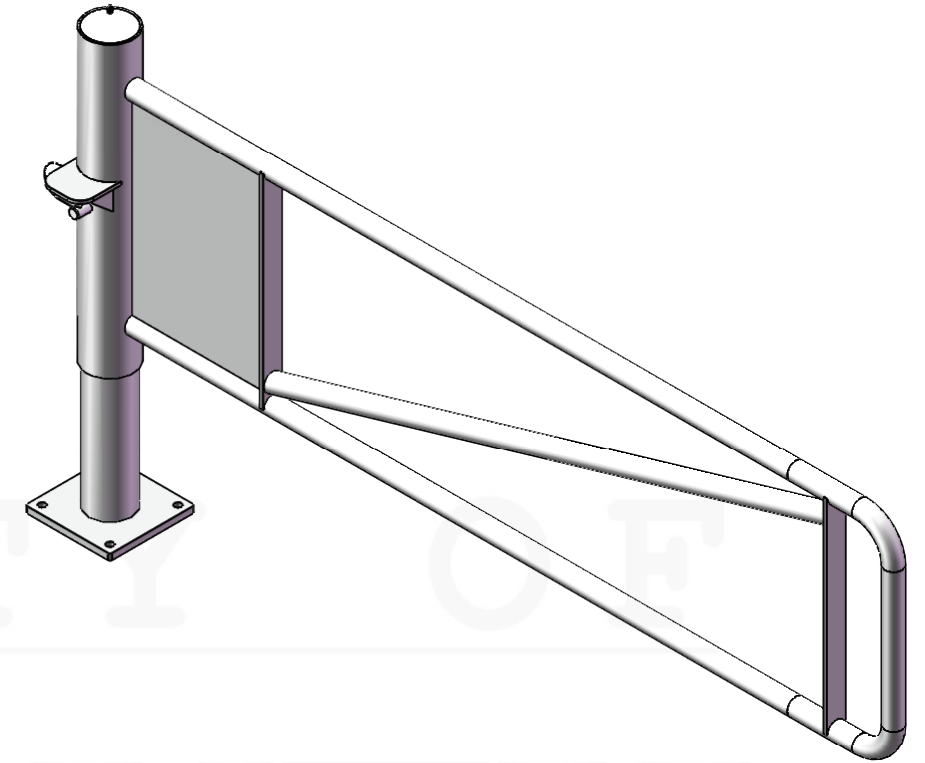
FEATURES

- Effective and economical unmanned traffic control
- 360° rotation, bi-directional locking at 90° and 180°
- Does not require a landing post
- Powder coated paint to prevent rust (standard color is black; special colors available for an additional fee)
- Tubular steel construction for strength and durability
- Lockable at the post, no need for chaining together
- Can be locked in the open position
- Lock is guarded by a bridge providing additional protection
- Smooth operation – UHMW inside thrust washer
- Grease zerk on the post for easy lubrication
- Double gate option has walkable center spacing
- Flat plate for adding signage
- Heavy-duty mounting plate
- Maintenance free



^TOP

360 DEG ROTATION LOCKING AT 90 DEG AND 180 DEG BOTH WAYS



WEIGHT: 210.62 LBS
MATERIAL:

THIS SALES AND APPROVAL DRAWING IS NOT REVISION CONTROLLED. REVISION CHANGES REFLECT MANUFACTURING DESIGN CONTROL, WHICH ARE NOT RELATED TO THIS DRAWING.

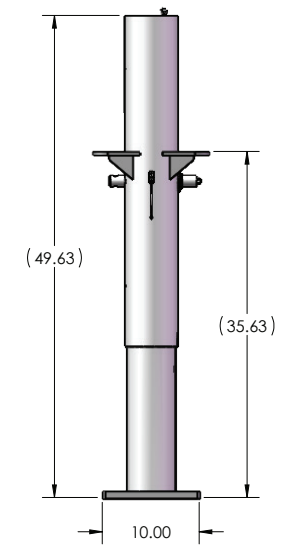
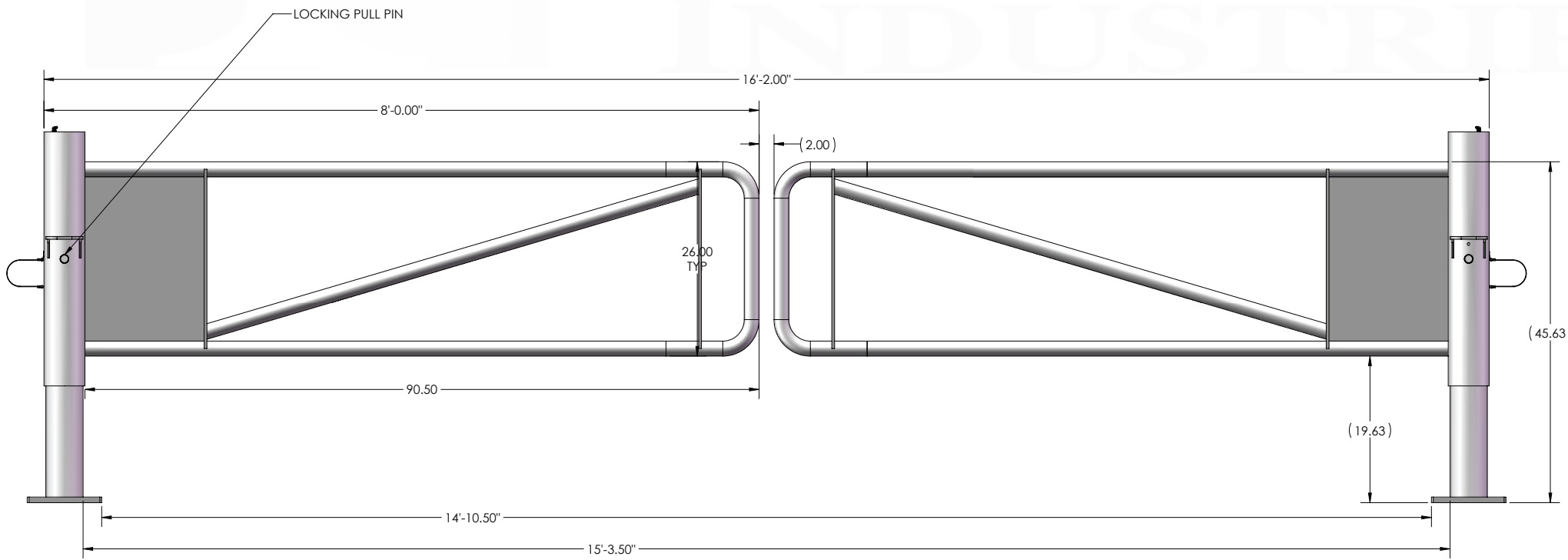
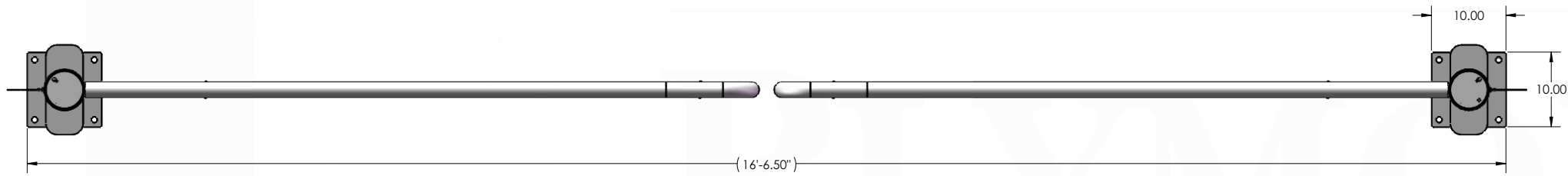
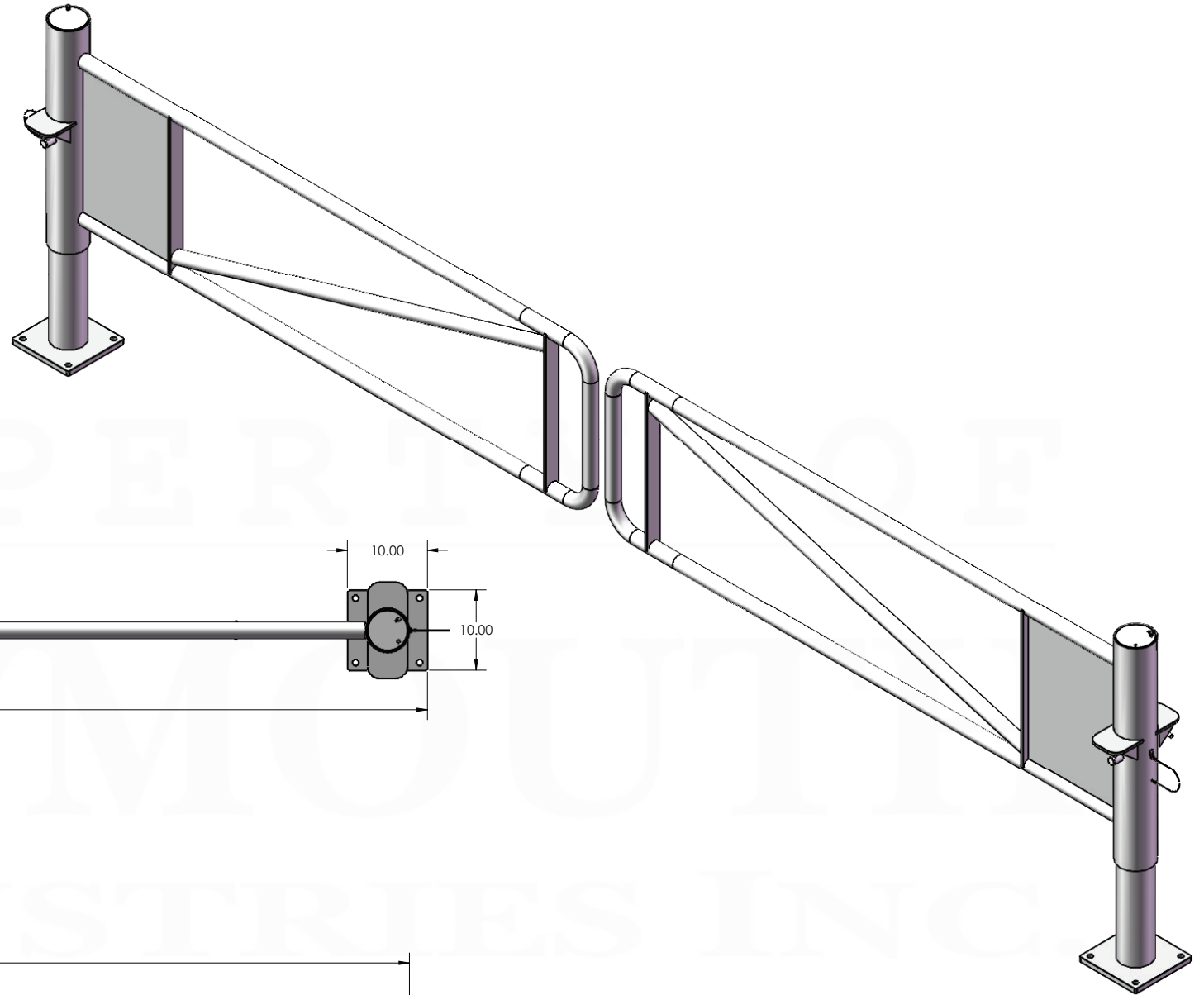
PROPRIETARY INFORMATION: THE IDEAS AND INFORMATION REPRESENTED ON THESE PRINTS ARE THE INTELLECTUAL PROPERTY OF PLYMOUTH INDUSTRIES INC. ANY REPRODUCTION OR USE OF THESE IS STRICTLY PROHIBITED WITHOUT THE WRITTEN CONSENT OF PLYMOUTH INDUSTRIES INC. OR A PROPER COMPENSATION AGREEMENT.

APPROVED: _____
APPROVED AS NOTED: _____
REVISE & RESUBMIT: _____
BY: _____
DATE: _____

PLYMOUTH INDUSTRIES INC.
BY: _____
DATE: _____

DRAWING SCALE 1:8	DATE DRAWN 7/16/2021	DESIGNER KG	DETAILER KG	PLYMOUTH INDUSTRIES, INC.		DO NOT SCALE
8 FOOT ENTRY GATE				SHEET 1 OF 2	S41844-200-000	REV
<small>THIS MATERIAL OR ANY PART THEREOF MUST NOT BE REPRODUCED IN ANY FORM WITHOUT WRITTEN PERMISSION FROM PLYMOUTH INDUSTRIES INC.</small>				<small>THIRD ANGLE PROJECTION</small>	<small>TOLERANCES UNLESS OTHERWISE SPECIFIED</small>	<small>FRACT: ±1/32 ANGLES ±1° SURFACE FINISH: MAX TOLERANCE ±.016</small>
www.plyind.com		(920) 892-2223		1919 County Road C Plymouth, WI 53073		Monday, January 22, 2024 1:28:42 PM

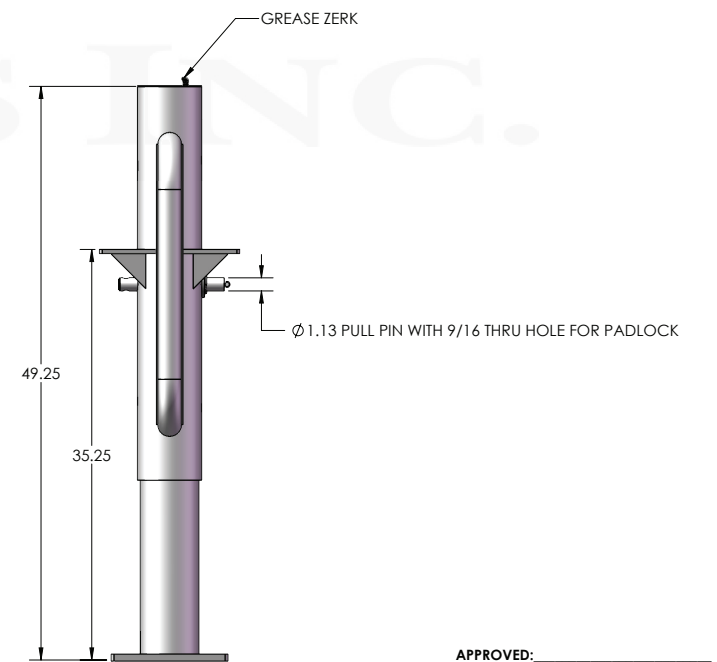
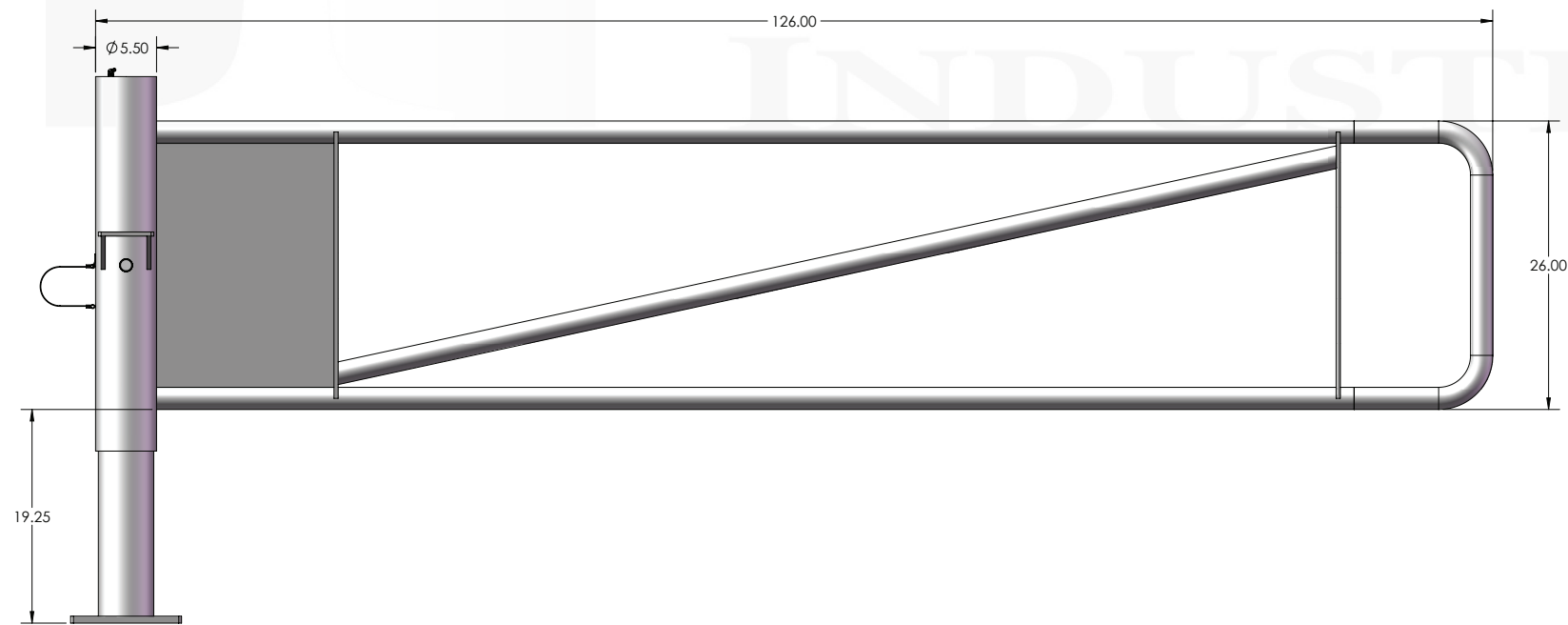
^TOP



WEIGHT: 421.24 LBS
MATERIAL:

DRAWING SCALE 1:10	DATE DRAWN 7/16/2021	DESIGNER KG	DETAILER KG	PLYMOUTH INDUSTRIES INC. 1919 Hwy. C Plymouth WI 53073	DO NOT SCALE	
8'-6" GATE						
THIS MATERIAL OR ANY PART THEREOF MUST NOT BE REPRODUCED IN ANY FORM WITHOUT WRITTEN PERMISSION FROM PLYMOUTH INDUSTRIES INC.		THIRD ANGLE PROJECTION PER ANSI Y14.5M	TOLERANCES UNLESS OTHERWISE SPECIFIED	FRACT. 41/32 SURFACE FINISH 0.000 20.005 25V MAX ±.116	FABRICATION TOLERANCE ±.116	SHEET 2 OF 2
S41844-200-000					REV	

360 DEG ROTATION LOCKING AT 90 DEG AND 180 DEG BOTH WAYS



THIS SALES AND APPROVAL DRAWING IS NOT REVISION CONTROLLED. REVISION CHANGES REFLECT MANUFACTURING DESIGN CONTROL WHICH ARE NOT RELATED TO THIS DRAWING.

PROPRIETARY INFORMATION: THE IDEAS AND INFORMATION REPRESENTED ON THESE PRINTS ARE THE INTELLECTUAL PROPERTY OF PLYMOUTH INDUSTRIES INC. ANY REPRODUCTION OR USE OF THESE IS STRICTLY PROHIBITED WITHOUT THE WRITTEN CONSENT OF PLYMOUTH INDUSTRIES INC. OR A PROPER COMPENSATION AGREEMENT.

APPROVED: _____
 APPROVED AS NOTED: _____
 REVISE & RESUBMIT: _____
 BY: _____
 DATE: _____

PLYMOUTH INDUSTRIES INC.
 BY: _____
 DATE: _____

DRAWING SCALE 1:8	DATE DRAWN 7/14/2021	DESIGNER KG	DETAILER KG	PLYMOUTH INDUSTRIES, INC.	DO NOT SCALE
10'-6" GATE					
THIS MATERIAL OR ANY PART THEREOF MUST NOT BE REPRODUCED IN ANY FORM WITHOUT WRITTEN PERMISSION FROM PLYMOUTH INDUSTRIES INC.		THIRD ANGLE PROJECTION PER ANS Y14.5M	TOLERANCES UNLESS OTHERWISE SPECIFIED	FRACT. \pm 1/32 ANGLES \pm 1° SURFACE FINISH: 250 MAX TOLERANCE \pm 1/16	FABRICATION TOLERANCE \pm 1/16
www.plyind.com			(920) 892-2223	1919 County Road C Plymouth, WI 53073	Thursday, March 17, 2022 8:40:35 AM
SHEET 1 OF 2				S41844-100-000	REV A

^TOP

7

6

5

4

3

2

1

D

D

C

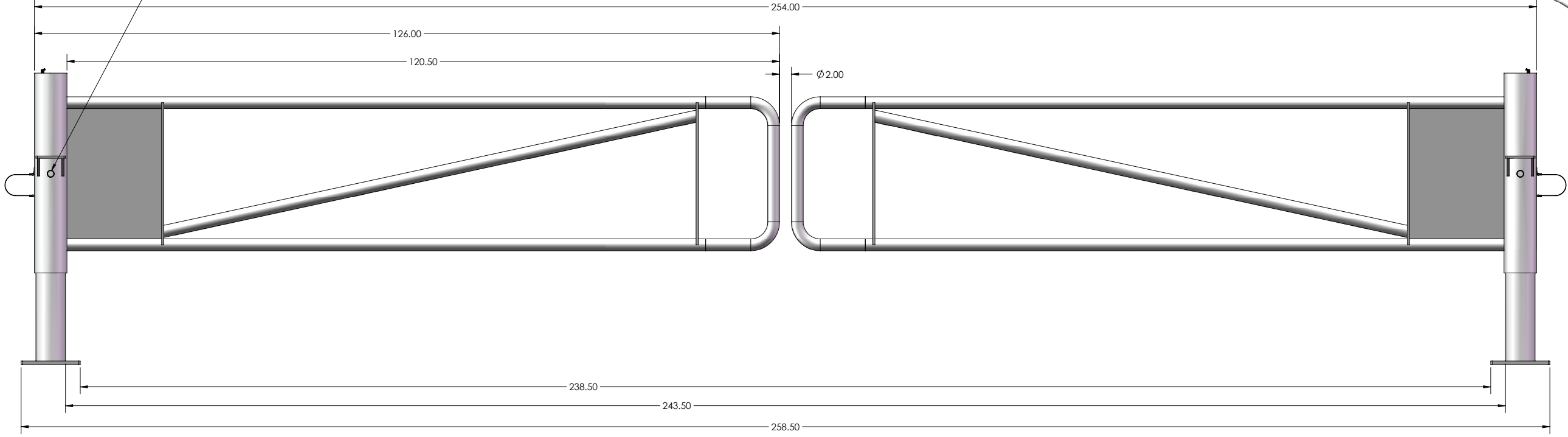
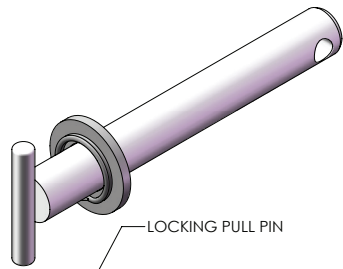
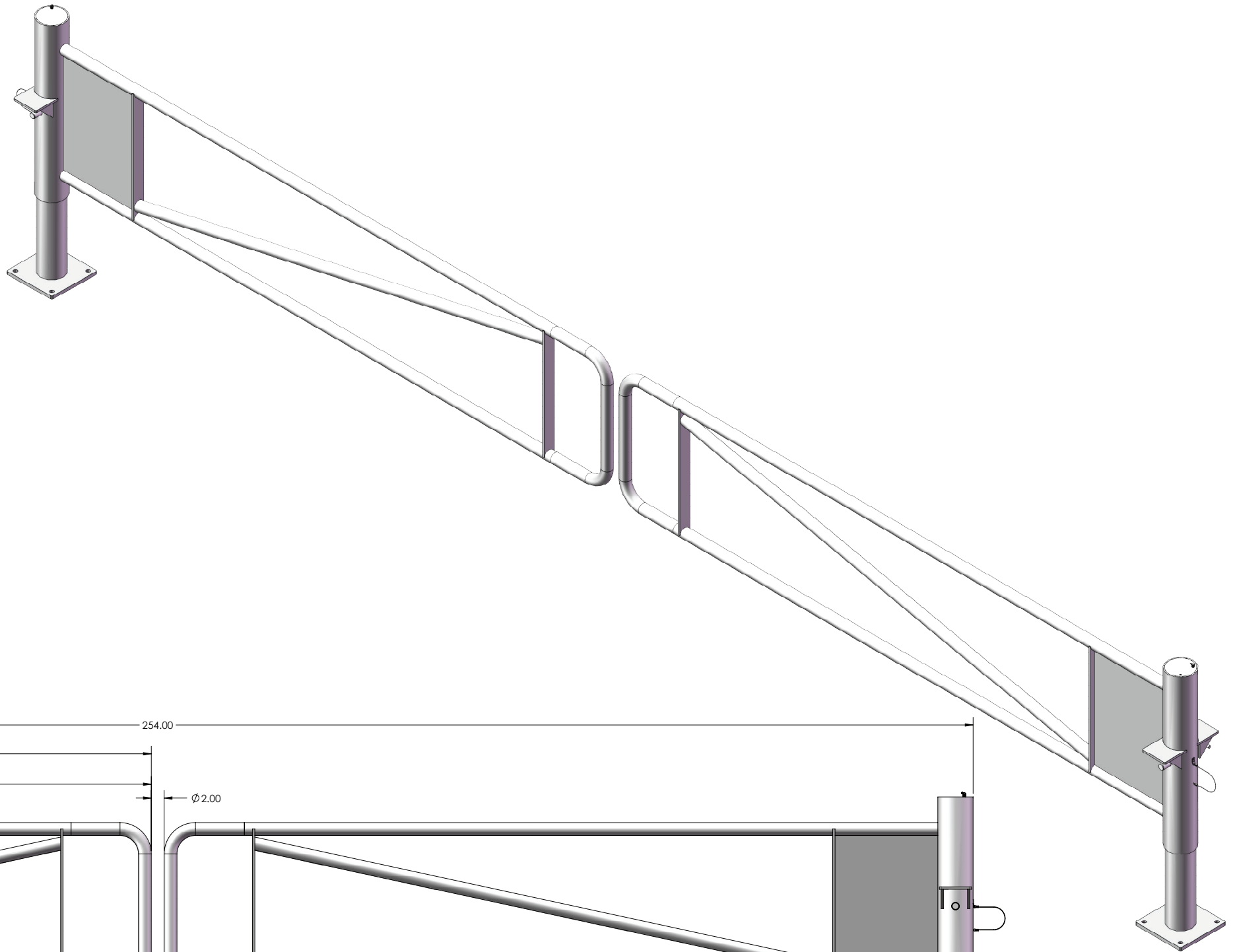
C

B

B

A

A



WEIGHT: 416.16 LBS
MATERIAL:

DRAWING SCALE 1:9.5	DATE DRAWN 7/14/2021	DESIGNER KG	DETAILER KG	PLYMOUTH INDUSTRIES, INC.	DO NOT SCALE
10'-6" GATE					
<small>THIS MATERIAL OR ANY PART THEREOF MUST NOT BE REPRODUCED IN ANY FORM WITHOUT WRITTEN PERMISSION FROM PLYMOUTH INDUSTRIES, INC.</small>		<small>THIRD ANGLE PROJECTION PER ANSI Y14.3M</small>	<small>TOLERANCES UNLESS OTHERWISE SPECIFIED</small>	<small>FRACT. ±1/32 ANGLES ±1° SURFACE FINISH 250 MAX TOLERANCE ±.116</small>	<small>FABRICATION TOLERANCE ±.116</small>
<small>www.plyind.com</small>			<small>(920) 892-2223</small>	<small>1919 County Road C Plymouth, WI 53073</small>	<small>Tuesday, April 4, 2023 1:56:13 PM</small>
SHEET 2 OF 2				S41844-100-000	REV B

8

7

6

5

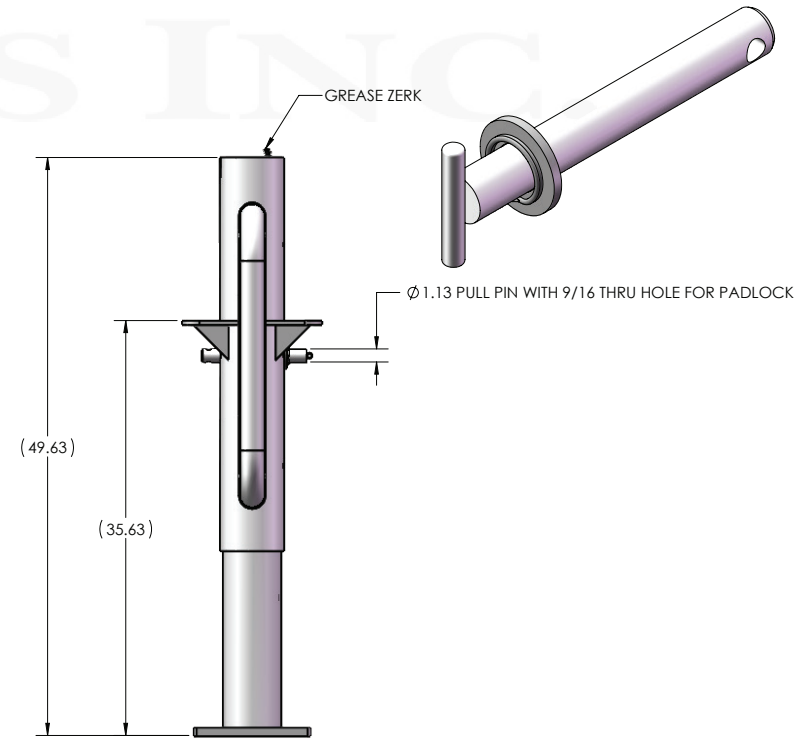
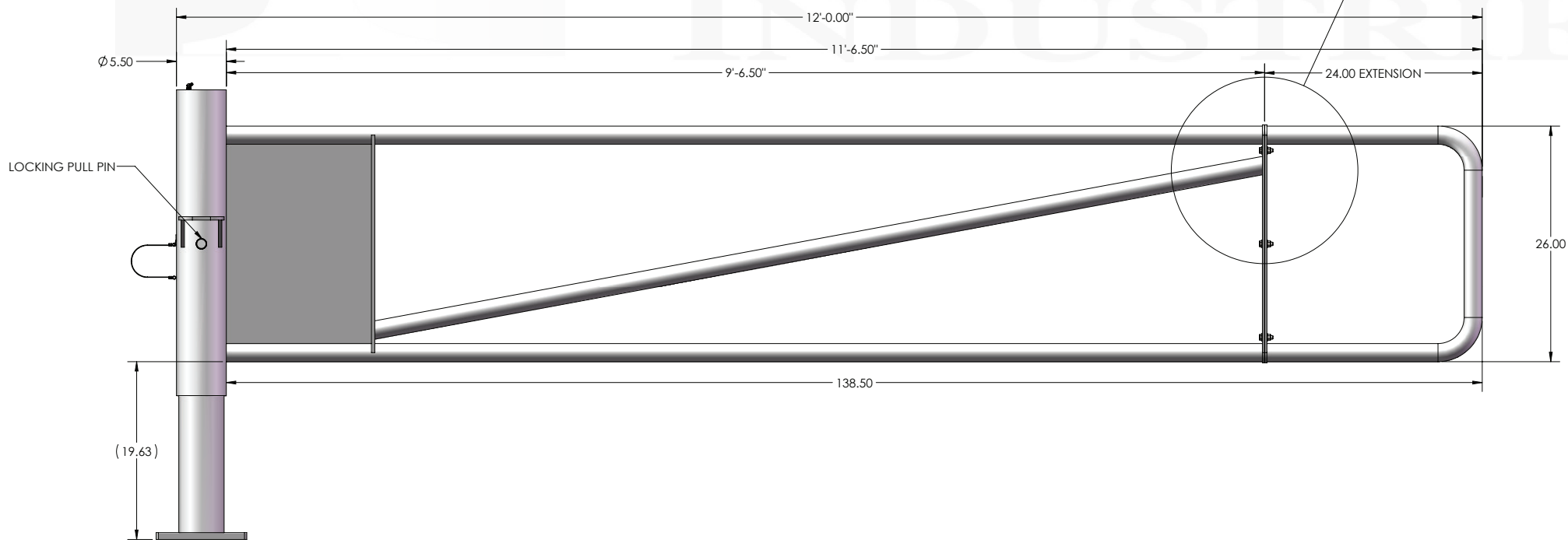
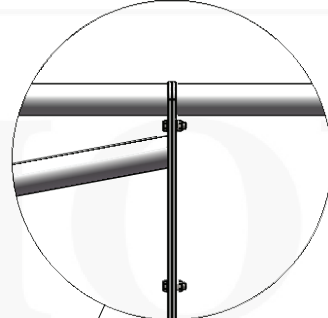
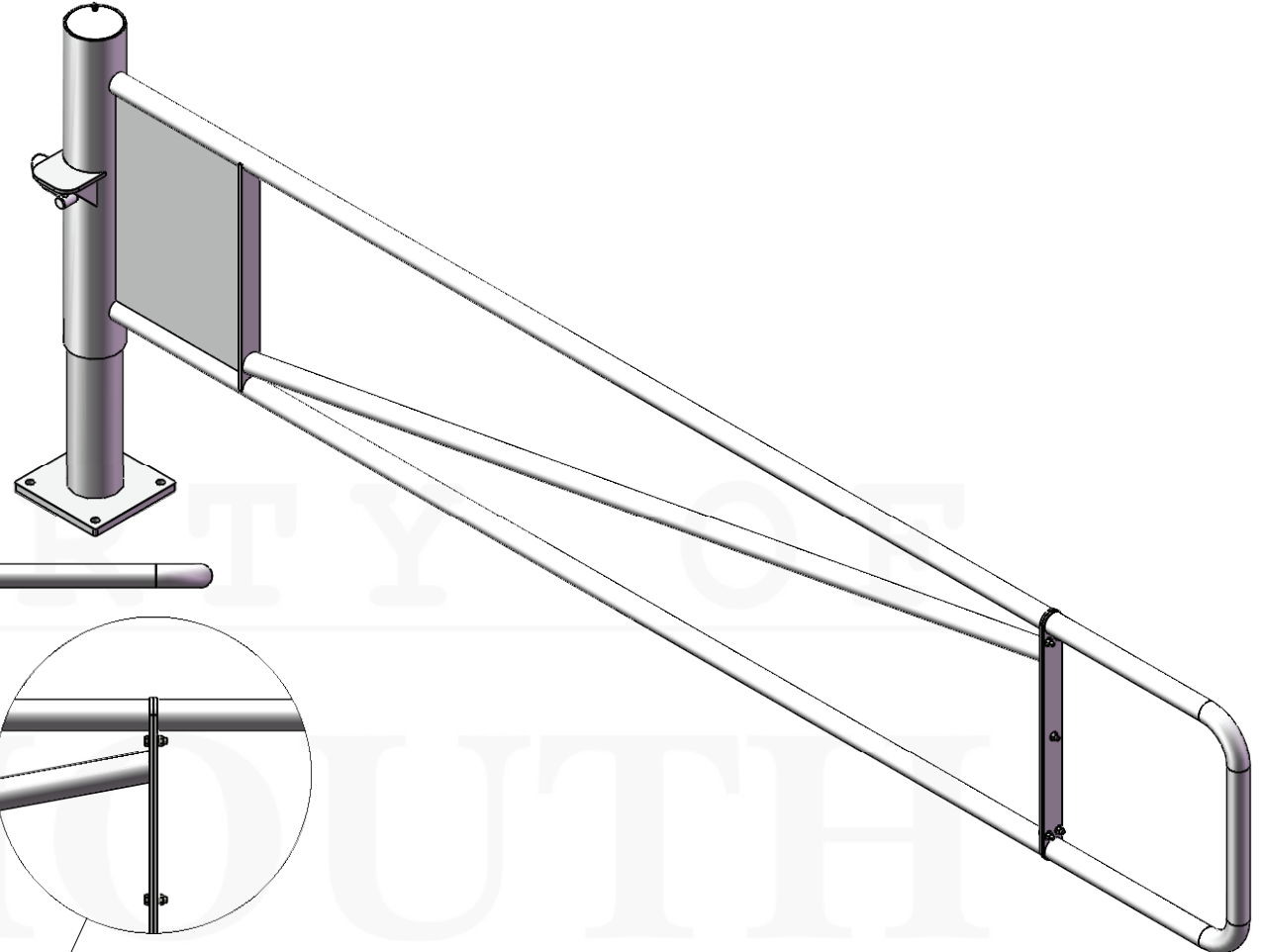
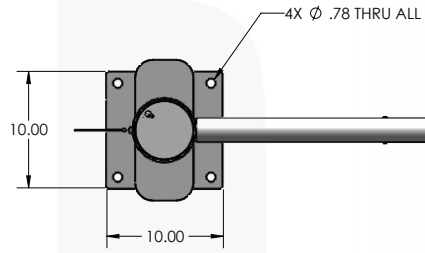
4

3

2

1

360 DEG ROTATION LOCKING AT 90 DEG AND 180 DEG BOTH WAYS



WEIGHT: 231.86 LBS
MATERIAL:

THIS SALES AND APPROVAL DRAWING IS NOT REVISION CONTROLLED. REVISION CHANGES REFLECT MANUFACTURING DESIGN CONTROL, WHICH ARE NOT RELATED TO THIS DRAWING.

PROPRIETARY INFORMATION: THE IDEAS AND INFORMATION REPRESENTED ON THESE PRINTS ARE THE INTELLECTUAL PROPERTY OF PLYMOUTH INDUSTRIES INC. ANY REPRODUCTION OR USE OF THESE IS STRICTLY PROHIBITED WITHOUT THE WRITTEN CONSENT OF PLYMOUTH INDUSTRIES INC. OR A PROPER COMPENSATION AGREEMENT.

DRAWING SCALE 1:8	DATE DRAWN 7/14/2021	DESIGNER KG	DETAILER KG	PLYMOUTH INDUSTRIES, INC.	DO NOT SCALE
12 FOOT GATE					
THIS MATERIAL OR ANY PART THEREOF MUST NOT BE REPRODUCED IN ANY FORM WITHOUT WRITTEN PERMISSION FROM PLYMOUTH INDUSTRIES INC.		THIRD ANGLE PROJECTION PER ANS Y14.5M	TOLERANCES UNLESS OTHERWISE SPECIFIED FRACT. ±1/32 ANGLES ±1° SURFACE FINISH 250 MAX	FABRICATION TOLERANCE ±.1/16	SHEET 1 OF 2
www.plyind.com	(920) 892-2223	1919 County Road C Plymouth, WI 53073	Monday, February 5, 2024 1:01:00 PM	S43082-100-200	REV -

^TOP

7

6

5

4

3

2

1

D

D

C

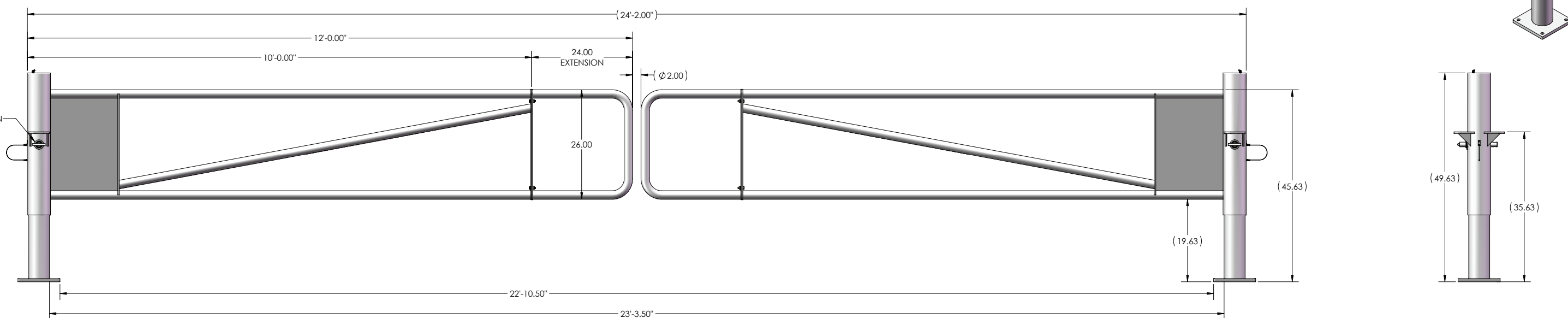
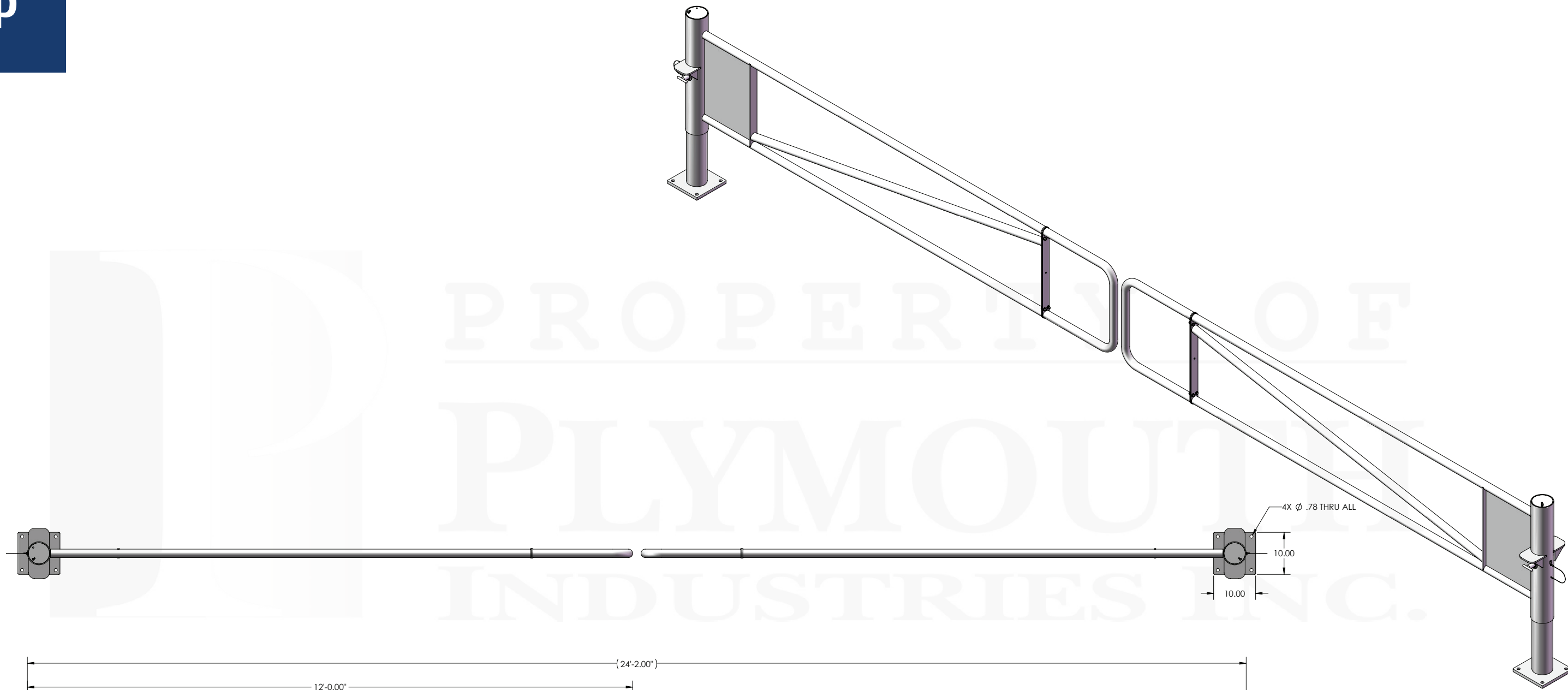
C

B

B

A

A



PROPERTY OF
PLYMOUTH INDUSTRIES, INC.

MATERIAL TOLERANCE PER ASTM STANDARDS	DATE DRAWN 7/14/2021	DESIGNER KG	DETAILER KG	PLYMOUTH INDUSTRIES, INC.	SCALE 1:12
12 FOOT GATE					
THIS MATERIAL OR ANY PART THEREOF MUST NOT BE REPRODUCED IN ANY FORM WITHOUT WRITTEN PERMISSION FROM PLYMOUTH INDUSTRIES, INC.		THIRD ANGLE PROJECTION GEOMETRIC TOLERANCING PER ANSI Y14.5M	TOLERANCES UNLESS OTHERWISE SPECIFIED	FRACT. 1/32 DECIMALS .0015 ANGLES ±1° FABRICATION TOLERANCE ± 1/16	SHEET 2 OF 2
www.plyind.com		(920) 892-2223	1919 County Road C Plymouth, WI 53073		Monday, February 5, 2024 1:01:00 PM
			S43082-100-200		

8

7

6

5

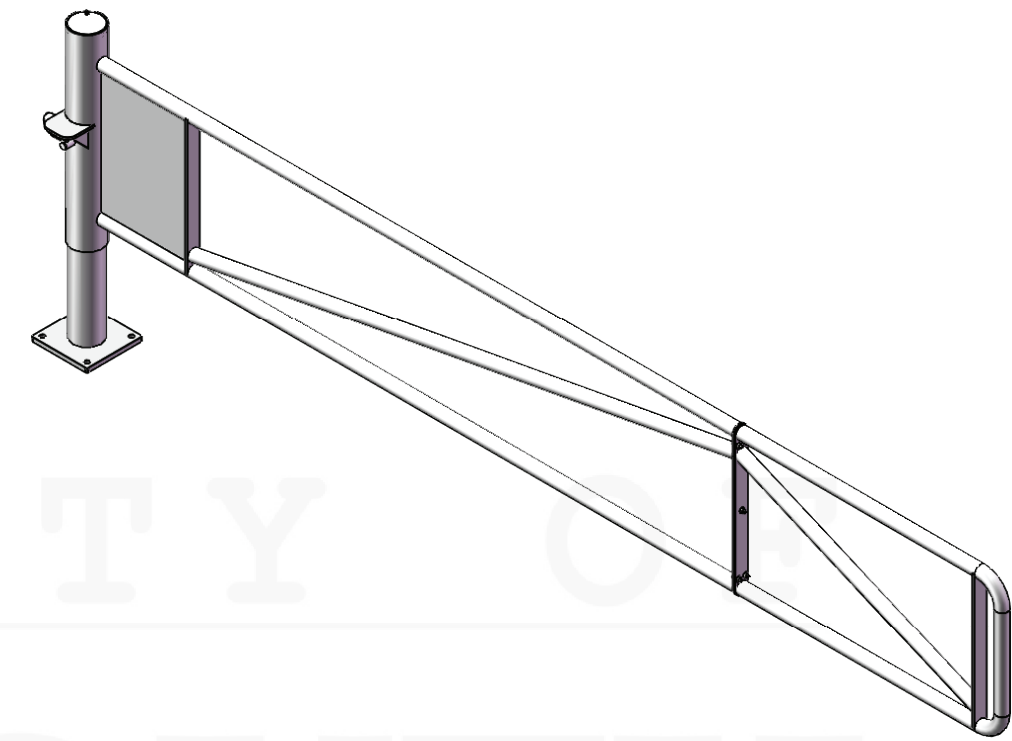
4

3

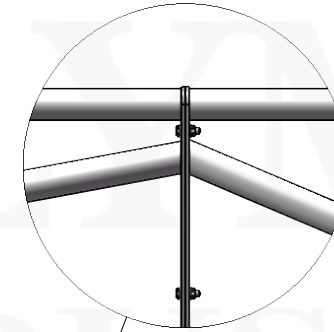
2

1

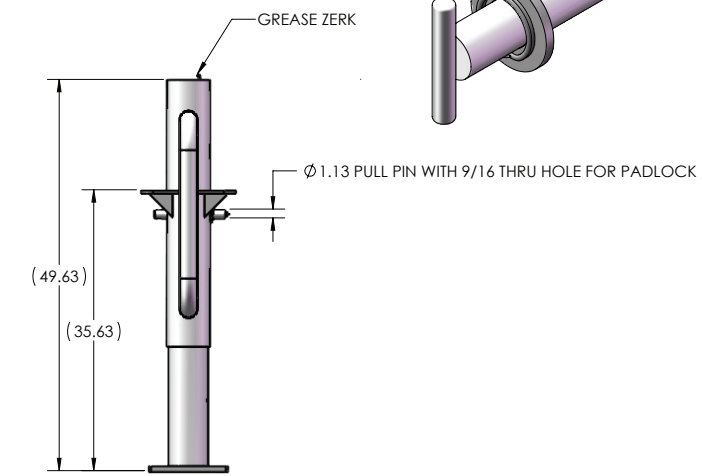
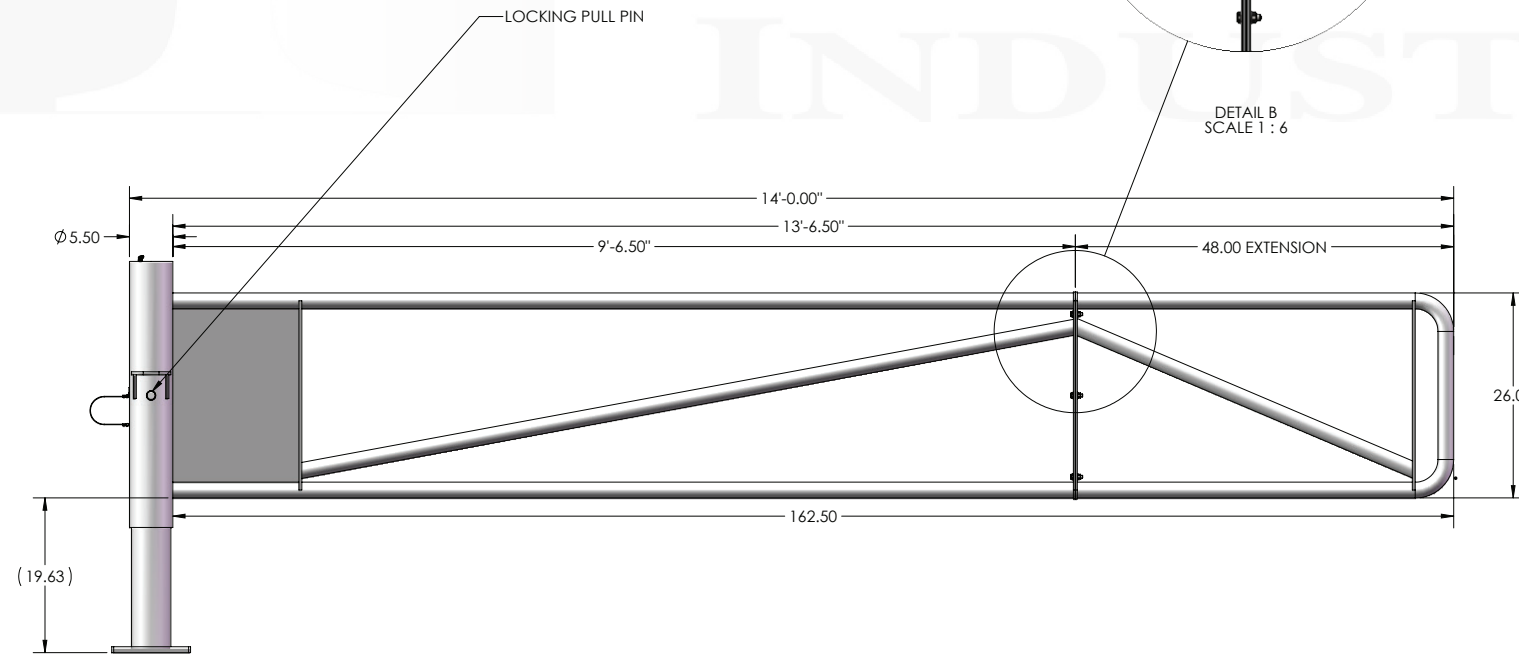
^TOP



360 DEG ROTATION LOCKING AT 90 DEG AND 180 DEG BOTH WAYS



DETAIL B SCALE 1:6



GREASE ZERK

Ø1.13 PULL PIN WITH 9/16 THRU HOLE FOR PADLOCK

WEIGHT: 250.77 LBS
MATERIAL:

THIS SALES AND APPROVAL DRAWING IS NOT REVISION CONTROLLED. REVISION CHANGES REFLECT MANUFACTURING DESIGN CONTROL, WHICH ARE NOT RELATED TO THIS DRAWING.

PROPRIETARY INFORMATION: THE IDEAS AND INFORMATION REPRESENTED ON THESE PRINTS ARE THE INTELLECTUAL PROPERTY OF PLYMOUTH INDUSTRIES INC. ANY REPRODUCTION OR USE OF THESE IS STRICTLY PROHIBITED WITHOUT THE WRITTEN CONSENT OF PLYMOUTH INDUSTRIES INC. OR A PROPER COMPENSATION AGREEMENT.

DRAWING SCALE 1:12	DATE DRAWN 7/14/2021	DESIGNER KG	DETAILER KG	PLYMOUTH INDUSTRIES, INC.		DO NOT SCALE
14 FOOT GATE						
THIS MATERIAL OR ANY PART THEREOF MUST NOT BE REPRODUCED IN ANY FORM WITHOUT WRITTEN PERMISSION FROM PLYMOUTH INDUSTRIES INC.		THIRD ANGLE PROJECTION PER ANSI Y14.5M	TOLERANCES UNLESS OTHERWISE SPECIFIED 0.000 ±0.015 SURFACE FINISH 250 MAX	FRACT. ±1/32 ANGLES ±1° FABRICATION TOLERANCE ±.1%	SHEET 1 OF 2	REV -
www.plyind.com	(920) 892-2223	1919 County Road C Plymouth, WI 53073		Monday, January 22, 2024 2:14:13 PM		1

8 7 6 5 4 3 2 1

^TOP

7

6

5

4

3

2

1

D

D

C

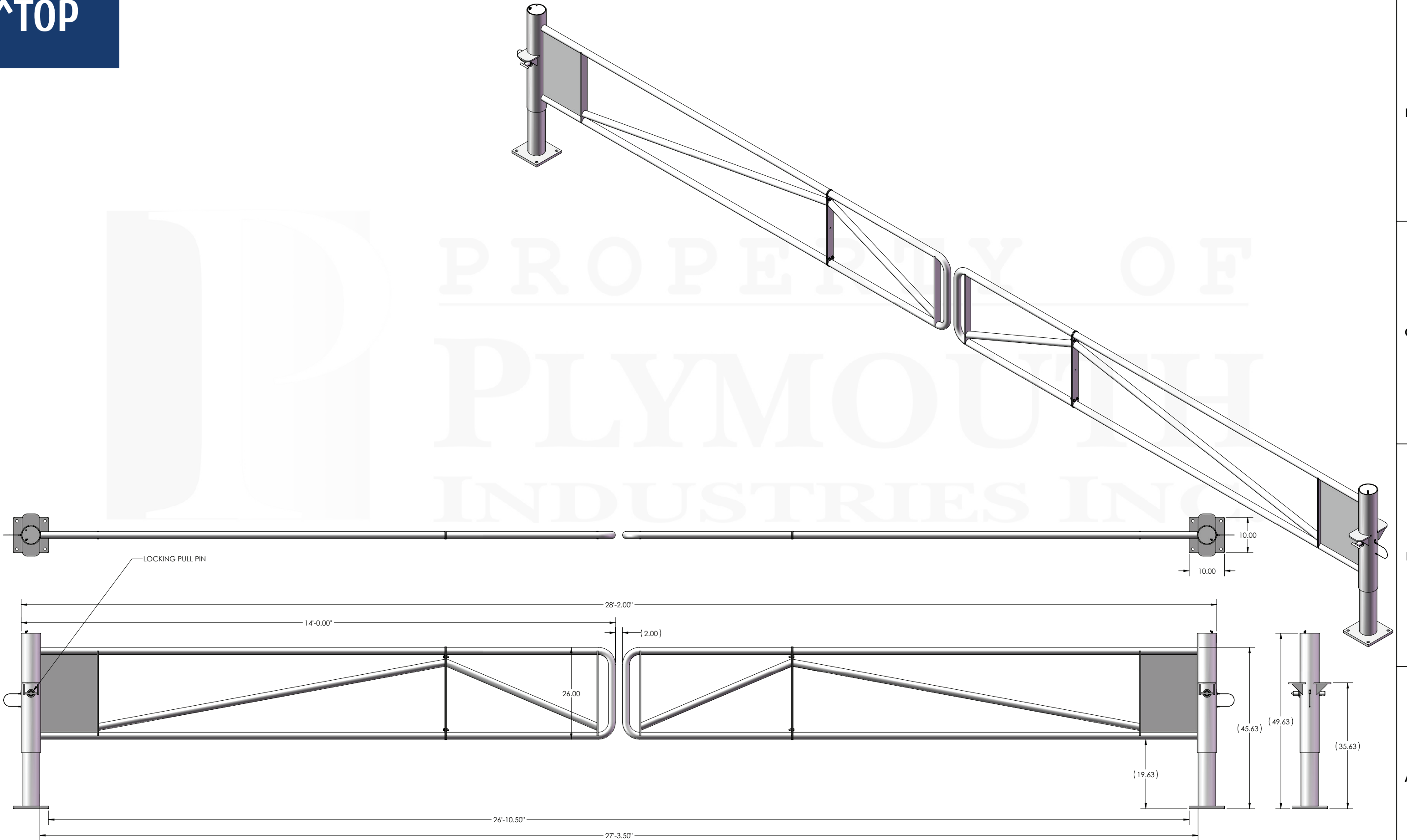
C

B

B

A

A



LOCKING PULL PIN

14'-0.00"

28'-2.00"

(2.00)

26.00

26'-10.50"

27'-3.50"

(19.63)

(45.63)

(49.63)

(35.63)

10.00
10.00

MATERIAL TOLERANCE PER ASTM STANDARDS	DATE DRAWN 7/14/2021	DESIGNER KG	DETAILER KG	PLYMOUTH INDUSTRIES, INC.		SCALE 1:12
13 FOOT GATE				SHEET 2 OF 2		S43082-100-400
THIS MATERIAL OR ANY PART THEREOF MUST NOT BE REPRODUCED IN ANY FORM WITHOUT WRITTEN PERMISSION FROM PLYMOUTH INDUSTRIES INC.		THIRD ANGLE PROJECTION GEOMETRIC TOLERANCING PER ANS Y14.5M		TOLERANCES UNLESS OTHERWISE SPECIFIED FRACT 0.001 ± 0.015 OTHERWISE 0.0005 ± 0.005 ANGLES ±1° FABRICATION TOLERANCE ± 1/16"		Monday, January 22, 2024 2:14:13 PM
www.plyind.com		(920) 892-2223		1919 County Road C Plymouth, WI 53073		1

8

7

6

5

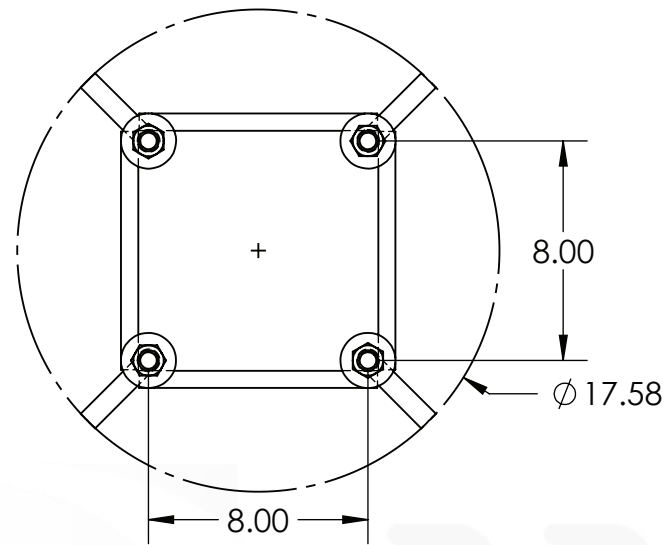
4

3

2

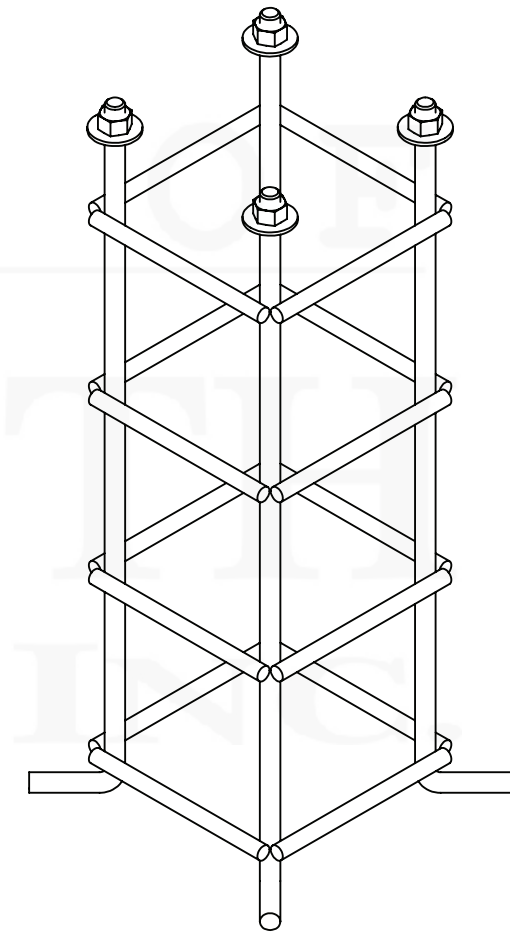
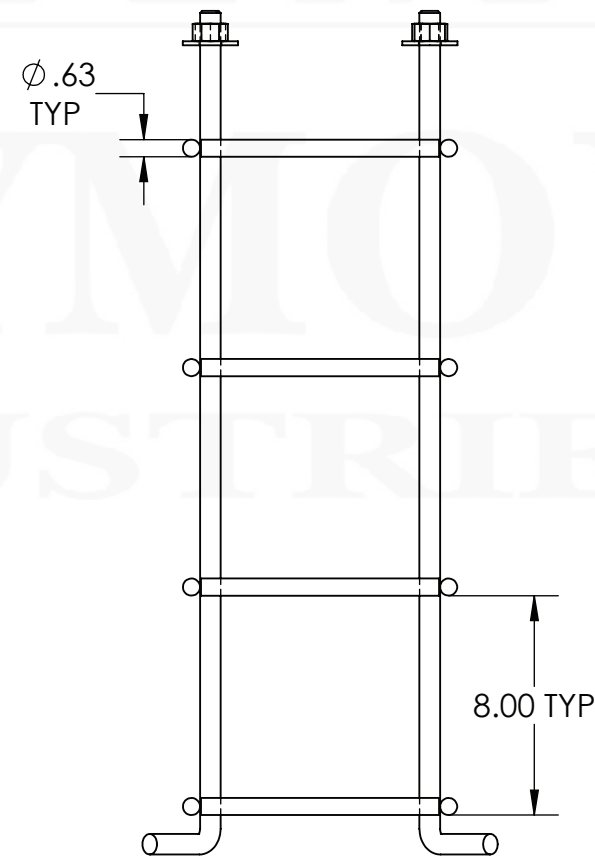
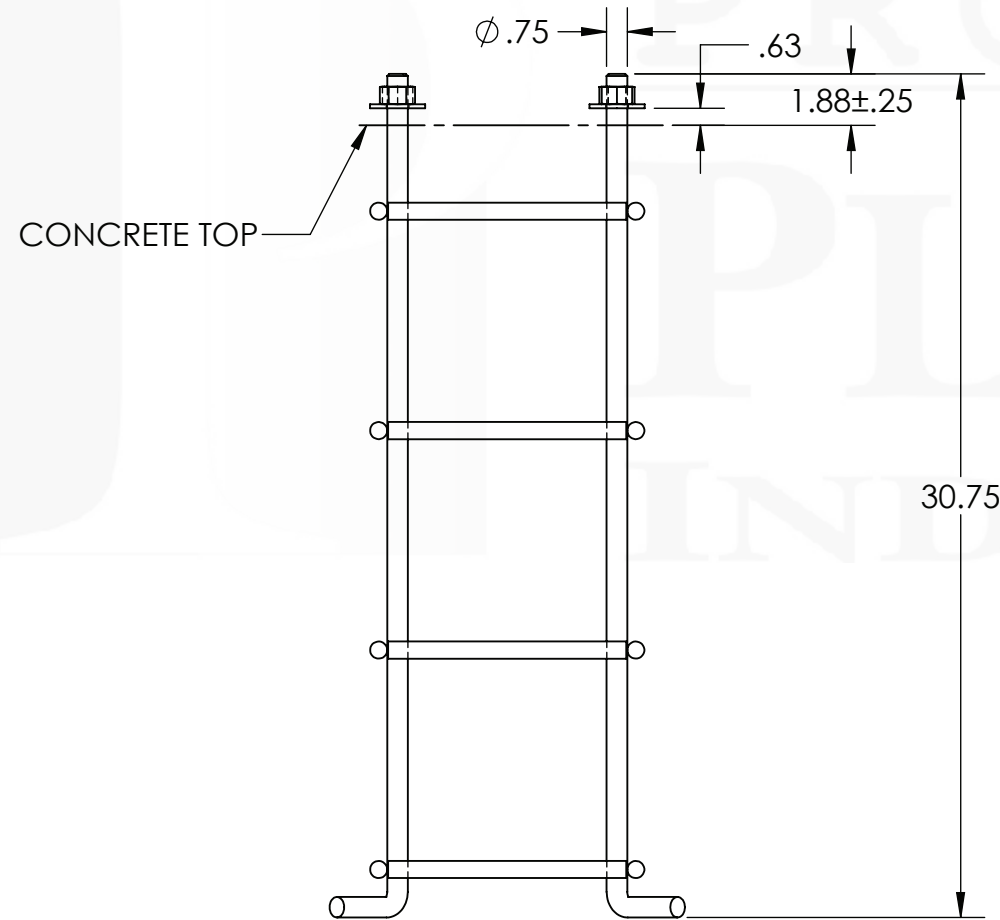
1

^TOP



FEATURES

- WELDED STEEL CONSTRUCTION
- L-BOLTS & REBAR HOT DIPPED ZINC
- NUTS & WASHERS ZINC PLATED



APPROVED: _____
 APPROVED AS NOTED: _____
 REVISE & RESUBMIT: _____
 BY: _____
 DATE: _____

PLYMOUTH INDUSTRIES INC.
 BY: _____
 DATE: _____

PROPRIETARY INFORMATION: THE IDEAS AND INFORMATION REPRESENTED ON THESE PRINTS ARE THE INTELLECTUAL PROPERTY OF PLYMOUTH INDUSTRIES INC. ANY REPRODUCTION OR USE OF THESE IS STRICTLY PROHIBITED WITHOUT THE WRITTEN CONSENT OF PLYMOUTH INDUSTRIES INC. OR A PROPER COMPENSATION AGREEMENT.

DRAWING SCALE 1:7	DATE DRAWN 2/14/2023	DESIGNER Bob B.	DETAILER Bob B.	PLYMOUTH INDUSTRIES, INC.			DO NOT SCALE
ASSY, GATE ANCHOR							
THIS MATERIAL OR ANY PART THEREOF MUST NOT BE REPRODUCED IN ANY FORM WITHOUT WRITTEN PERMISSION FROM PLYMOUTH INDUSTRIES INC.		THIRD ANGLE PROJECTION GEOMETRIC TOLERANCING PER ANSI Y14.5M	TOLERANCES UNLESS OTHERWISE SPECIFIED	FRACT. ±1/32 0.XX ±0.015 0.XXX ±0.005 0.XXXX ±0.0005	ANGLES ±1° SURFACE FINISH 250 ✓ MAX	FABRICATION TOLERANCE ±.1/16	SHEET 1 OF 1
						S42863-100-000	REV -